

Name: _____ Hour: _____

Positive and Negative space worksheet

Label which section is positive space, and which is negative.



The black space is:

The white space is:

Label which section is positive space, and which is negative.



The black space is:

The white space is:

Label which section is positive space, and which is negative.



The black space is:

The white space is:

Label which section is positive space, and which is negative.






The black space is:

The white space is:

It's your turn!

Draw 3 drawings utilizing positive and negative space. Reference the images on the previous page for help if you need it.



Think about some designs or patterns you may want to make for your linocuts. This is a first draft. You will have a formative assessment stamp carving, so think about some designs you may want to carve.

